



2016 PRODUCT CATALOG

# This is the Future.

- FORTUNE

*Workplace* is the heartbeat of the modern office.  
Join the movement.



Select your...

# DESK

Your working space is expressive of your professional identity. Utilize your existing standing desks or *Workplace's* customizable options to find your perfect fit.

SPECIFICATIONS

SPECS	DT3	DT5	DT7
Display	Red LED Display	White LED Display	White LED Display
Readouts	Distance, Calories Burned, Time, Speed, Step Count (Treadmills), Resistance (Bike)	Distance, Calories Burned, Time, Speed, Step Count (Treadmills), Revolutions (Bike)	Distance, Calories Burned, Time, Speed, Step Count (Treadmills), Revolutions (Bike)
Personal Settings	Set & save your preferred speed	Set & save your preferred speed, silence beeps and alerts, switch units of measure	Set & save your preferred speed, silence beeps and alerts, switch units of measure
Intelli-Step™	Yes (Treadmills)	Yes (Treadmills)	Yes (Treadmills)
Intelli-Guard™	Yes (Treadmills)	Yes (Treadmills)	Yes (Treadmills)
Desk Height Adjustment	Works With Your Existing Standing Desk.	Manual, 41" - 55" (104 - 139 cm)	Electric, 40"-53" (101-134 cm)
Desktop Surface/Material		1" Thick HD Composite Board, Durable Laminate	1" Thick HD Composite Board, Durable Laminate
Desk Lift Speed		-	25 mm/second
USB/Bluetooth	USB Charging Port	Bluetooth	Bluetooth
Dimensions	12.5" W x 3" D x 2" H (Console)	38" W x 29" D or 48" W x 29" D (Desktop)	38" W x 29" D or 48" W x 29" D (Desktop)

...then choose your

# MOVEMENT

Whether walking, standing, or pedaling, choose from a variety of activity options to fit your office's unique layout and culture.



### C3 Under-Desk Bike

The C3 under-desk bike is the perfect complement to cycling and standing. Space-saving dimensions, silent operation, and remarkable energy efficiency make the C3 an office favorite. The bike is easily maneuvered when not in use, allowing the desk to double as a standing desk.

### TR1200 Under-Desk Treadmill

The TR1200 is the world's top-selling office treadmill, chosen by global companies and small businesses alike. Designed to operate continuously for the majority of the workday, this treadmill is suited for active professionals and communal use by small teams.

### TR5000 Under-Desk Treadmill

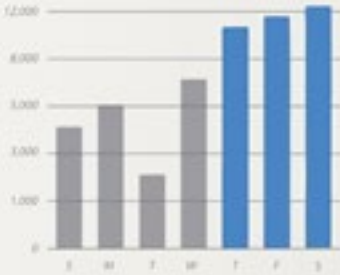
The TR5000 is *Workplace's* flagship treadmill, featuring commercial components and a high-mileage, maintenance-free walking surface. Contemporary design and minimal dimensions make for seamless implementation, while all-day operation allows for company-wide use.

## SPECIFICATIONS

BIKES	C3	TREADMILLS	TR1200	TR5000
Dimensions	27"L x 21"W x 36" to 46.5"	Dimensions	63" L x 28.5" W x 7.25" H	63" L x 28.5" W x 7.25" H
Flywheel	18 lbs	Step-Up Height	4.6"	4.6"
Seat Adjust	Height - 19 Positions	Belt Size/Type	20" W x 50" L, 2-Ply	20" W x 50" L, Maintenance-Free Habsit
Resistance System	Magnetic - Eddy Current	Drive Motor	2.25 HP High Torque Continuous Duty DC	Industrial-grade 3 HP Continuous Duty DC
Resistance Levels	16 Levels - Up to 300 Watts	Deck/Suspension	6 Independent Compression Shocks, 3/4" Phenolic with Brace	6 Independent Compression Shocks, 1" Phenolic with Brace
Transport	2 Rear-Mounted Wheels	Side Rails	Non-Slip Plastic	Black Anodized-Aluminum
Product Weight	94 lbs / 43 kgs	Speed	0.4-4.0 MPH (Max. Speed default 2.0 MPH)	0.4-4.0 MPH (Max. Speed default 2.0 MPH)
Max User Weight	400 lbs / 181 kgs	Transport	2 Front-Mounted Wheels	2 Front-Mounted Wheels
		Max. User Weight	350 lbs	400 lbs
		Avg. Amp Draw	2.7 Amps (170 lb User at 2 MPH)	1.8 Amps (170 lb User at 2 MPH)
		Product Weight	114 lbs	119 lbs



### STEP COUNT



INNOVATIONS  
AT WORK

## + SAFETY

Walk with confidence. *Workplace* safety features promote wellbeing for you and your working environment. Intelli-Guard™ stops your treadmill belt's motion when you step away for more than 20 seconds, and proprietary interlocking frame design enhances desk stability, keeping your focus on the task at hand.

## L CUSTOMIZABLE DESIGNS

Take your workspace personally. Customizable options are available for DT5 and DT7 models, including desktop width, colors, and modular additions. Or use your existing standing desk and a DT3 console to craft an entirely unique creation.



## YOUR ACTIVITY, YOUR APPS

It's your data. Track it where you want it. All activity information, including steps, distance, and calories is collected via seamless Bluetooth\* for transfer to your favorite Apple Health and Google Fit enabled apps.



## PERSONALIZED SETTINGS

Your desk on your terms. All *Workplace* models come with adjustable settings for maximum speed, audible alert volume, units of measure, and more, perfect for meeting corporate requirements or adding personalizing you experience.

*\*Requires a DT5 or DT7 console*

## PRIVACY PANEL

Professional atmospheres demand tasteful presentation. Immediately improve the aesthetic of your treadmill desk or bike desk with the desk privacy panel. Conceal unwanted cables and wires, subdue potentially distracting user motion, further quiet noise, and benefit modesty for all types of office attire. The privacy panel attaches to your LifeSpan DT5, DT7 and seated desks to produce immediate benefits.





## MOVEMENT


**C3**



Length: 27" / 68 cm  
 Width: 21" / 53 cm  
 Weight: 94 lbs / 43 kg

Warranty:  
 Frame - Lifetime  
 Parts - 2 Year  
 Labor - 1 Year


**TR1200**



Length: 63" / 160 cm  
 Width: 28.5" / 72.4 cm  
 Weight: 114 lbs / 60 kg

Warranty:  
 Frame - Lifetime  
 Motor - 3 Years  
 Parts - 2 Years  
 Labor - 1 year

**TR5000**

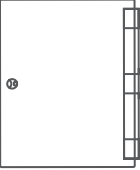


Length: 63" / 178 cm  
 Width: 28.5" / 69 cm  
 Weight: 119 lbs / 66 kg

Warranty:  
 Frame - Lifetime  
 Motor - 3 Years  
 Parts - 2 Years  
 Labor - 1 year

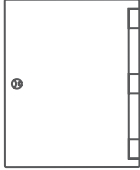
## DESK

**DT5**




Width: 38" / 96 cm  
 or 48" / 121 cm  
 Depth: 29" / 73 cm  
 Weight: 80 lbs / 36 kg

**DT7**



Width: 38" / 96 cm  
 or 48" / 121 cm  
 Depth: 29" / 73 cm  
 Weight: 108 lbs / 48 kg

**Colors**



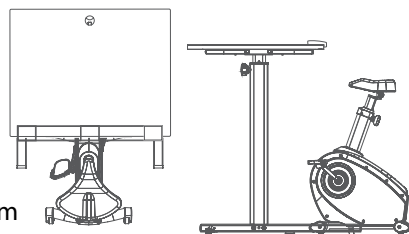
Pantone Cool Gray 3 C    \*Absolute Acajou    \*Hardrock Maple    \*Wild Cherry

*\* Custom colors available in 48" desktop only.*

## CONFIGURATIONS

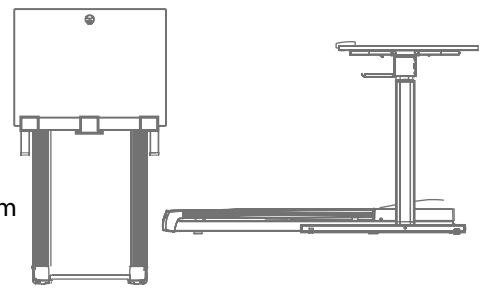
**Bike Desk**

ASSEMBLED  
 Width: 47" / 119 cm  
 Depth: 47" / 119 cm  
 Seat Height:  
 36" / 91 cm to 46" / 117 cm



**Treadmill Desk**

ASSEMBLED  
 Width: 38" / 96 cm  
 or 48" / 121 cm  
 Depth: 68.5" / 174 cm  
 Step-Up Height: 4.6" / 11 cm



*\* Drawings are not to scale, measurements are approximate.*





Improve cognition, inspire ingenuity and promote health, all without going outside of budget. Whether for your personal office or implemented company wide, *Workplace* products are designed to benefit your productivity in your unique environment and on your terms. Allow one of our qualified professionals to customize a solution to fit your unique requirements.